



# Jagannath International Management School

Vasant Kunj, New Delhi-110070

(Affiliated to Guru Gobind Singh Indraprastha University, New Delhi)

Recognized u/s 2(f) by UGC & Accredited with 'A+' Grade by NAAC

Participant of UNGC New York and ISO 9001:2015 Quality Certified

## Analysis Report

### Student Satisfaction Survey on Teaching – Learning and Evaluation 2023-24

Total Respondents: 384

S.No.	Question		Option 1	Option 2	Option 3	Option 4	Option 5
1	How much of the syllabus was covered in the class for the Semesters (August-December 2023 and January - July, 2024)?	Parameters	4 (85 to 100%)	3 (70 to 84%)	2 (55 to 69%)	1 (30 to 54%)	0 (Below 30%)
		Number of respondents	286	79	15	2	2
		% of respondents	74%	21%	4%	1%	0%
2	How well did the teachers prepare for the classes?	Parameters	4 – Thoroughly	3 – Satisfactorily	2 – Poorly	1 – Indifferentlly	0 – Won't teach at all
		Number of respondents	186	183	9	2	4
		% of respondents	48%	48%	2%	1%	1%
3	How well were the teachers able to communicate?	Parameters	4 – Always effective	3 – Sometimes effective	2 – Just satisfactory	1 – Generally ineffective	0 – Very poor communication
		Number of respondents	208	134	33	6	3
		% of respondents	54%	35%	9%	1%	1%

4	The teacher's approach to teaching can best be described as:	Parameters	4 – Excellent	3 – Very good	2 – Good	1 – Fair	0 – Poor
		Number of respondents	167	135	70	6	6
		% of respondents	43%	35%	18%	2%	2%
5	Fairness of the internal evaluation process by the teachers	Parameters	4 – Always fair	3 – Usually fair	2 – Sometimes unfair	1 – Usually unfair	0 – Unfair
		Number of respondents	200	123	47	6	8
		% of respondents	52%	32%	12%	2%	2%
6	Was your performance in assignments discussed with you?	Parameters	4 – Every time	3 – Usually	2 – Occasionally/Sometimes	1 – Rarely	0 – Never
		Number of respondents	172	107	63	25	17
		% of respondents	45%	28%	16%	7%	4%
7	The institute takes active interest in promoting internship, field visit opportunities for students.	Parameters	4 – Regularly	3 – Often	2 – Sometimes	1 – Rarely	0 – Never
		Number of respondents	160	113	70	32	9
		% of respondents	42%	30%	18%	8%	2%
8	The teaching and mentoring process in the institution facilitates you in cognitive, social and emotional growth.	Parameters	4 – Significantly	3 – Very well	2 – Moderately	1 – Marginally	0 – Not at all
		Number of respondents	163	131	63	18	9
		% of respondents	43%	34%	16%	5%	2%
9	The institution provides multiple opportunities to learn and grow.	Parameters	4 – Strongly agree	3 – Agree	2 – Neutral	1 – Disagree	0 – Strongly disagree
		Number of respondents	153	148	64	12	7

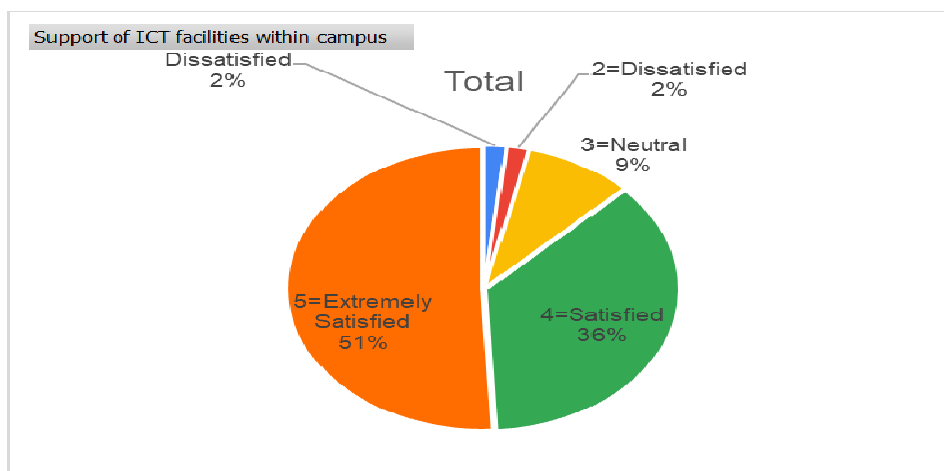
		% of respondents	40%	38%	17%	3%	2%
--	--	------------------	-----	-----	-----	----	----

10	Teachers inform you about your expected competencies, course outcomes and program outcomes.	Parameters	4 – Every time	3 – Usually	2 – Occasionally/Sometimes	1 – Rarely	0– Never
		Number of respondents	206	121	40	10	7
		% of respondents	54%	31%	10%	3%	2%
11	Your mentor does a necessary follow-up with an assigned task to you.	Parameters	4 – Every time	3 – Usually	2 – Occasionally/Sometimes	1 – Rarely	0– Never
		Number of respondents	202	124	39	12	7
		% of respondents	53%	32%	10%	3%	2%
12	The teachers illustrate the concepts through examples and applications.	Parameters	4 – Every time	3 – Usually	2 – Occasionally/Sometimes	1 – Rarely	0– Never
		Number of respondents	206	140	28	6	4
		% of respondents	54%	36%	7%	2%	1%
13	The teachers identify your strengths and encourage you with providing right level of challenges.	Parameters	4 – Fully	3 – Reasonably	2 – Partially	1 – Slightly	0– Unable to
		Number of respondents	182	117	62	11	12
		% of respondents	47%	31%	16%	3%	3%
14	Teachers are able to identify your weaknesses and help you to overcome them.	Parameters	4 – Every time	3 – Usually	2 – Occasionally/Sometimes	1 – Rarely	0– Never
		Number of respondents	163	118	60	29	14
		% of respondents	42%	31%	16%	7%	4%

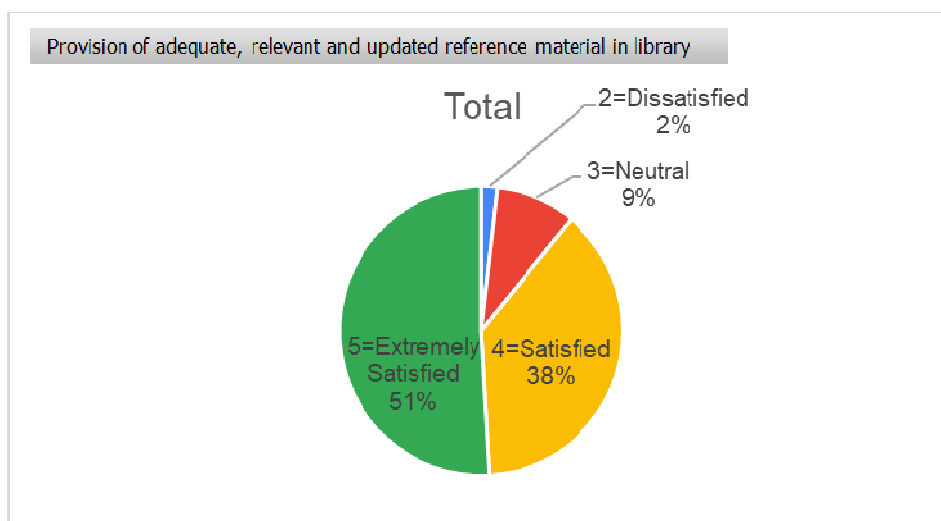
15	The institution makes effort to engage students in the monitoring, review and continuous quality improvement of the teaching learning process.	Parameters	4 – Strongly agree	3 – Agree	2 – Neutral	1 – Disagree	0– Strongly disagree
		Number of respondents	177	137	52	11	7
		% of respondents	46%	36%	13%	3%	2%
16	The institute/ teachers use student centric methods, such as experiential learning, participative learning and problem solving methodologies for enhancing learning experiences.	Parameters	4 – To a great extent	3 – Moderate	2 – Some what	1 – Very little	0 – Not at all
		Number of respondents	173	138	57	10	6
		% of respondents	45%	36%	15%	3%	1%
17	Teachers encourage you to participate in extracurricular activities.	Parameters	4 – Strongly agree	3 – Agree	2 – Neutral	1 – Disagree	0– Strongly disagree
		Number of respondents	168	123	63	17	13
		% of respondents	44%	32%	16%	5%	3%
18	Efforts are made by the institute/ teachers to inculcate soft skills, life skills and employability skills to make you ready for the world of work.	Parameters	4 – To a great extent	3 – Moderate	2 – Some what	1 – Very little	0 – Not at all
		Number of respondents	185	126	50	14	9
		% of respondents	48%	33%	13%	4%	2%

19	What percentage of teachers use ICT tools such as LCD projector, Multimedia, etc. while teaching.	Parameters	4 – Above 90%	3 – 70 – 89%	2 – 50 – 69%	1 – 30 – 49%	0 – Below 29%
		Number of respondents	237	93	42	7	5
		% of respondents	62%	24%	11%	2%	1%
20	The overall quality of teaching-learning process in the institute is very good.	Parameters	4 – Strongly agree	3 – Agree	2 – Neutral	1 – Disagree	0– Strongly disagree
		Number of respondents	168	140	69	3	4
		% of respondents	44%	36%	18%	1%	1%

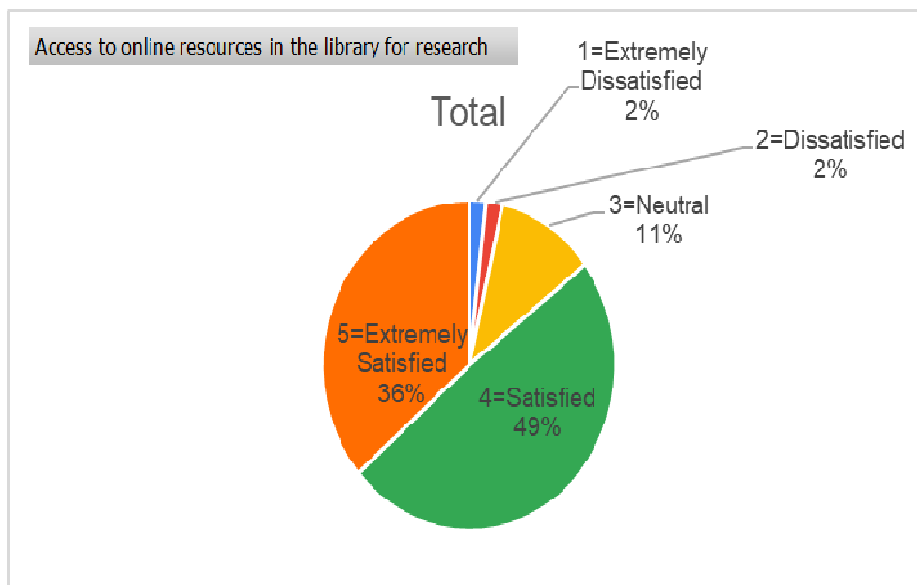
### Q1. How to Support of ICT facilities within campus.



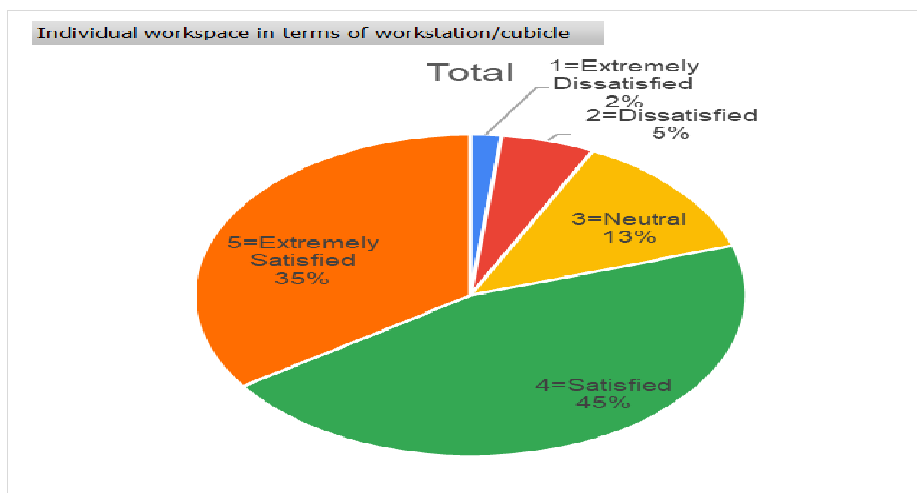
### Q2. Provision of adequate, relevant and updated reference material in library.



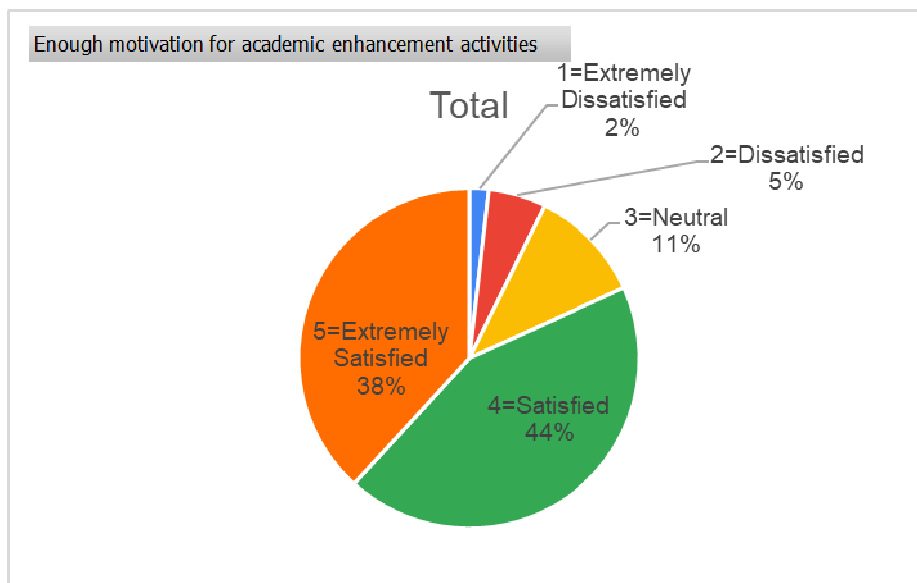
### Q3. Access to online resources in the library for research.



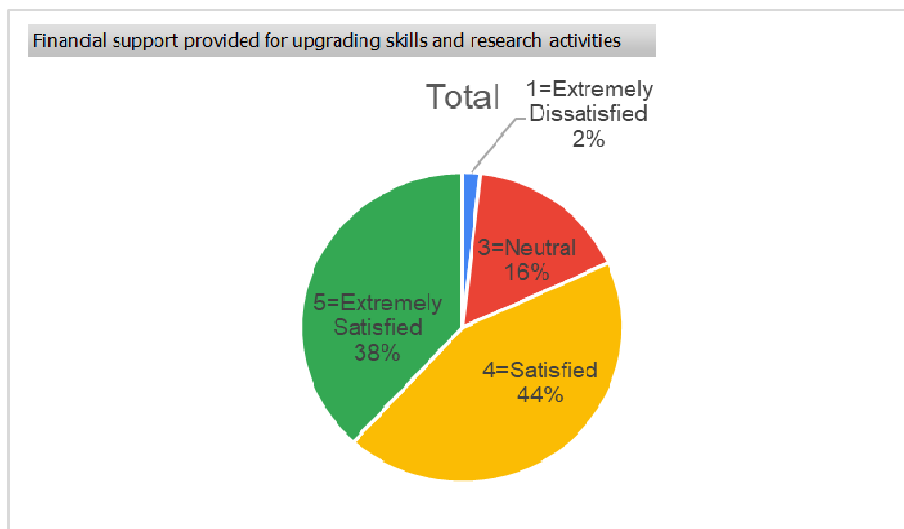
### Q4. Individual workspace in terms of workstation/cubicle.



**Q5. Enough motivation for academic enhancement activities.**

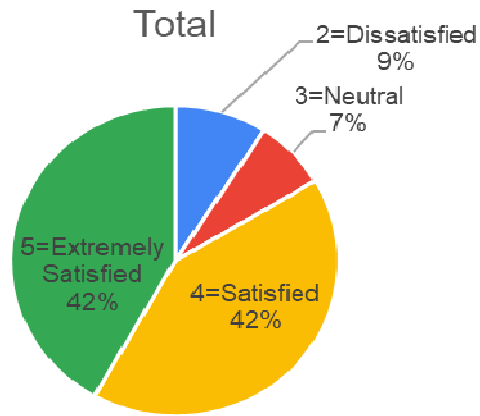


**Q6. Financial support provided for upgrading skills and research activities.**



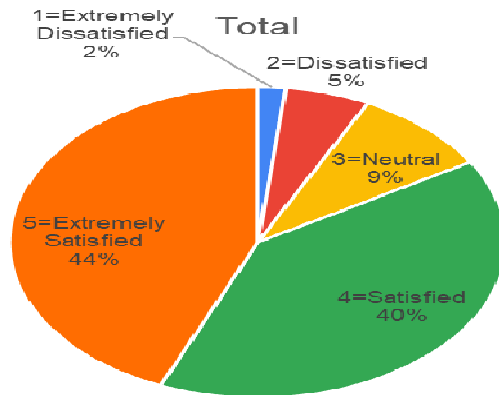
**Q7. Encourages environment of respect and rapport among all.**

Encourages environment of respect and rapport among all



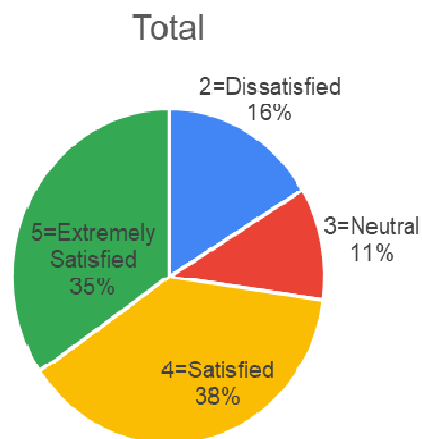
**Q8.Grievance redressal mechanism for teachers.**

Grievance redressal mechanism for teachers



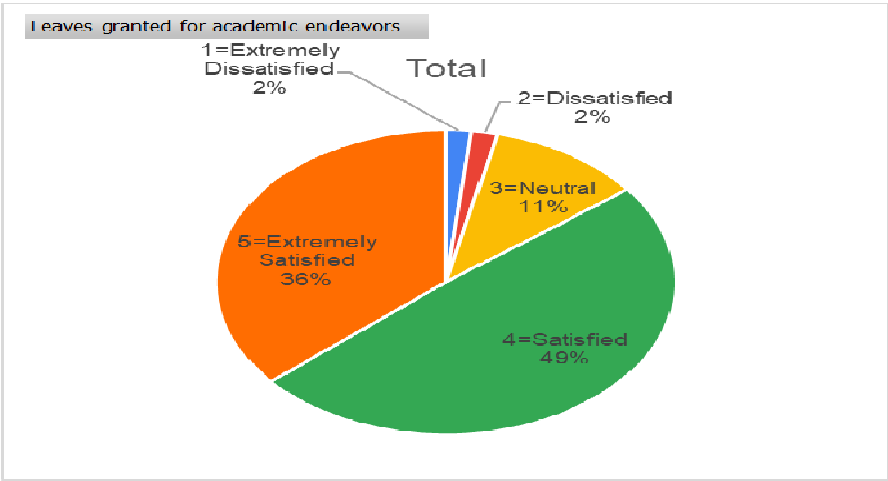
**Q9.Efficient and easy conduct of the administration w.r.t. salary as per norms.**

Efficient and easy conduct of the administration w.r.t. salary as per norms

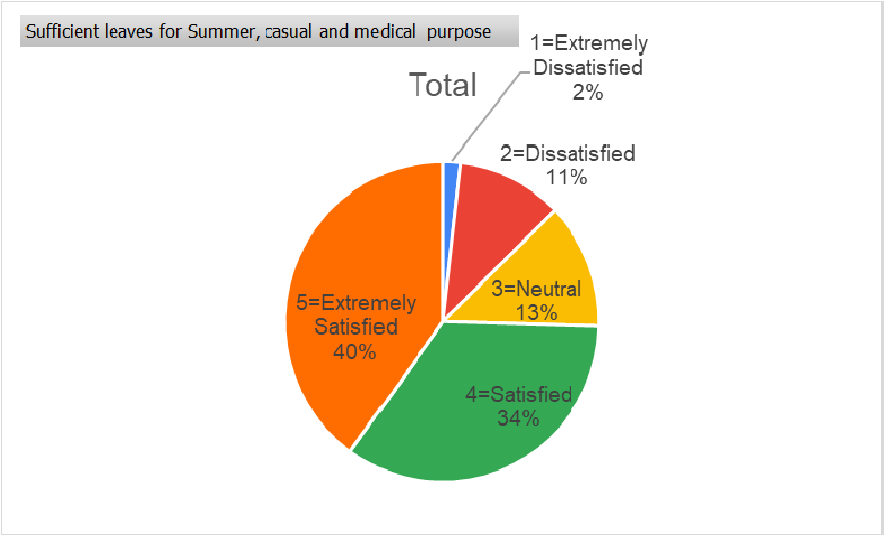


**Q10.Leaves granted for academic endeavors.**

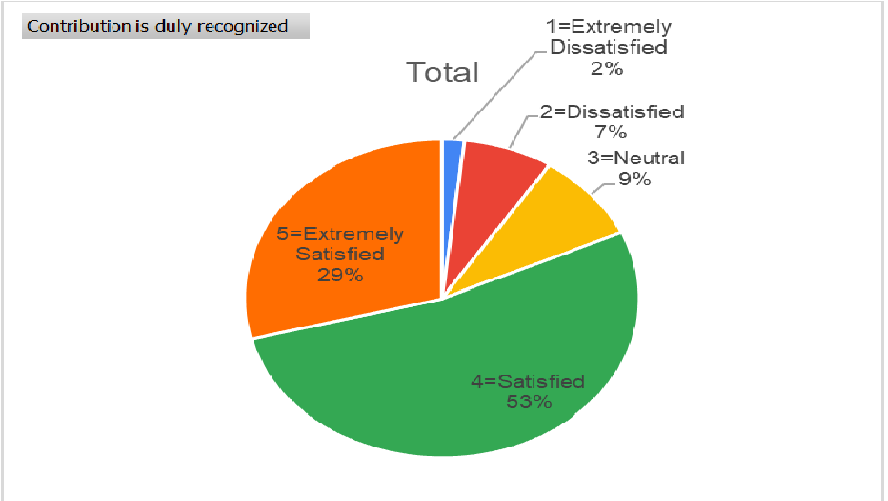




**Q11.Sufficient leaves for Summer, casual and medical purpose.**

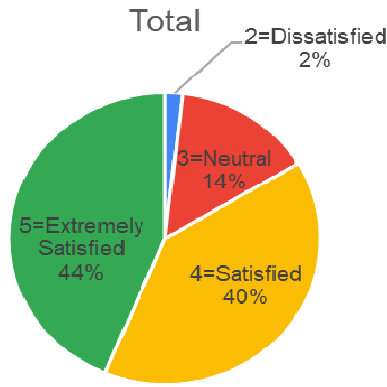


**Q12.Contribution is duly recognized.**



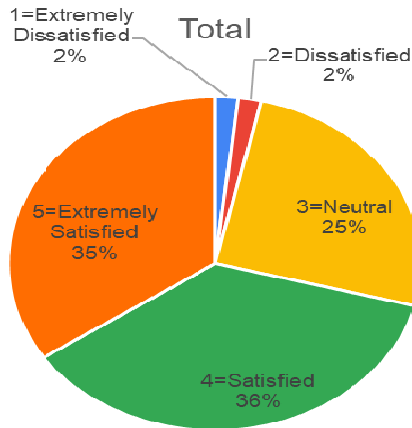
**Q13.How do you rate overall academic environment of the campus?**

How do you rate overall academic environment of the campus?



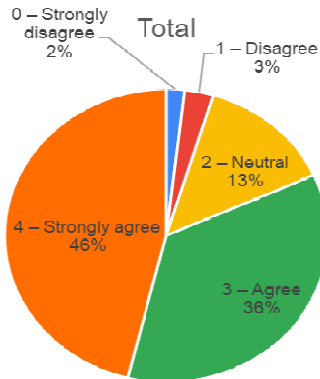
**Q14. Are you satisfied with career advancement scheme for teachers?**

Are you satisfied with career advancement scheme for teachers?

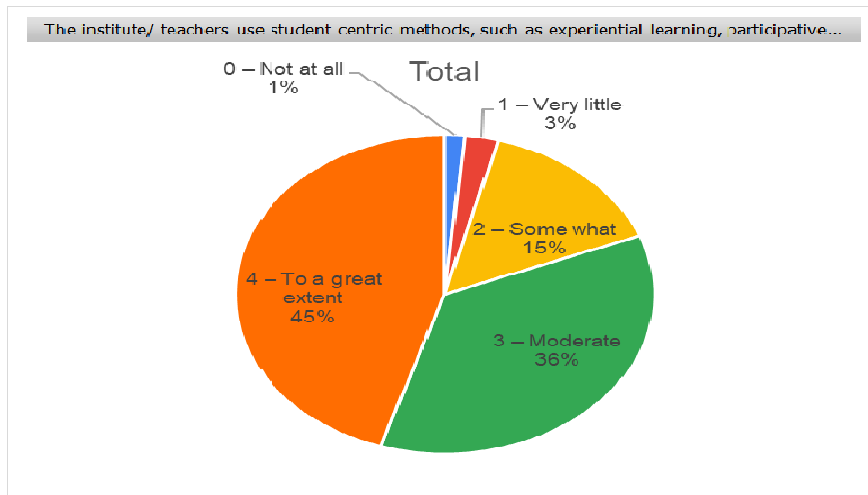


**Q15. The institution makes effort to engage students in the monitoring, review and continuous quality improvement of the teaching learning process.**

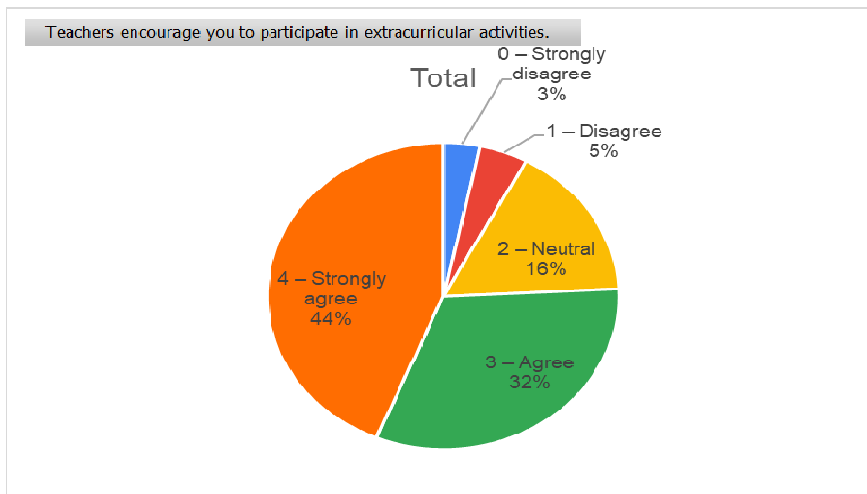
The institution makes effort to engage students in the monitoring, review and continuous quality improvement of the...



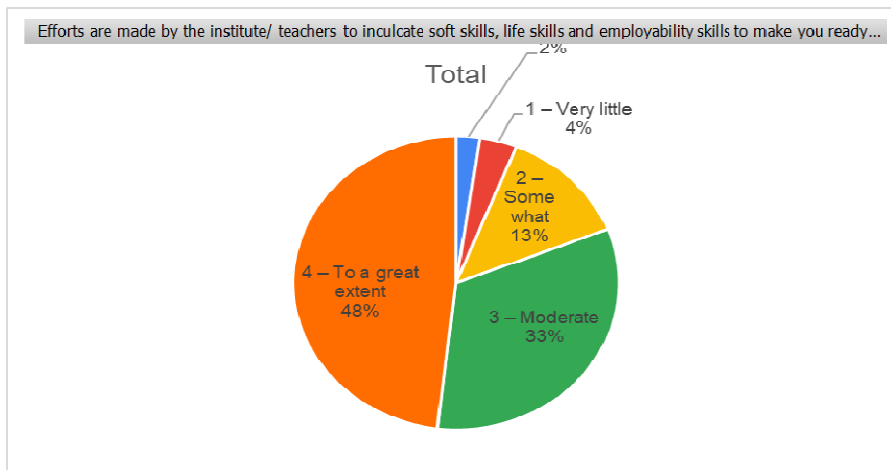
**Q16. The institute/ teachers use student centric methods, such as experiential learning, participative learning and problem solving methodologies for enhancing learning experiences.**



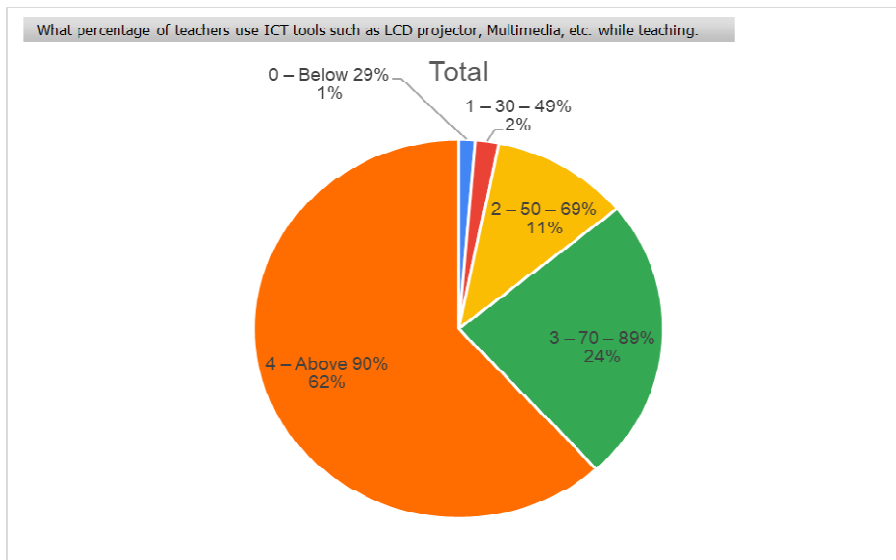
**Q17. Teachers encourage you to participate in extracurricular activities.**



**Q18. Efforts are made by the institute/ teachers to inculcate soft skills, life skills and employability skills to make you ready for the world of work.**



**Q19. What percentage of teachers use ICT tools such as LCD projector, Multimedia, etc. while teaching?**



**Q20. The overall quality of teaching-learning process in the institute is very good.**

